



Eastside Pathways  
**2015 Community  
Report**



## Community members,

Bellevue, like the broader Eastside, is a vibrant, growing, and diverse community. Yet the reputation of affluence masks large numbers of families—including many children—who struggle. Nearly five years into our work as the Eastside Pathways Partnership, a new continuum of support for all children, from cradle to career, is taking shape.

Partnership is a shared responsibility. In this report, we are delighted to showcase a few of the organizations that have found a good fit for how to contribute their strengths. We share the recent work of our collaboratives in specific content areas. And most notably, we're proud to illustrate the early outcomes of our work.

Delivering creative and adaptive solutions for the toughest problems requires a deliberate focus on how we work together. In 2015, Eastside Pathways invested in deepening our own adaptive leadership and racial equity understanding to better work within our diverse community. In the next year, we will use what we learned to ensure that our partnership structure matches and supports the work that still needs to be done. We have started by enlarging the role of the Partner Leadership Committee, revisiting our goals and indicators, and exploring what a geographic expansion of the partnership might entail.

The nature of collective impact is that we develop solutions together. It is inherently messy and requires partners to constantly examine their work and make a commitment to stay at the table.

We invite you to dig into our community report, but mostly, we ask you to join us in this important work.

Warmly,

Stephanie M. Cherrington  
Executive Director

Susan Sullivan  
Board Chair

YOU'RE INVITED!

# Eastside Pathways 101

In 2015, we launched a new quarterly event series called “Eastside Pathways 101.” These information sessions highlight our current projects and provide examples of success using the collective impact model.

Attending a 101 session is the best way for people who are new to Eastside Pathways

(or would simply like a refresher!) to get up to speed and connect with the partnership.

Come learn more about our partnership in person at the next Eastside Pathways 101.

**Future events listed [here](#).**



# Who We Are

A partnership nearly five years old and growing stronger

Eastside Pathways is a partnership of nearly 60 organizations working in Bellevue, Washington. We are committed to making our community a place where each and every child is supported step by step, from cradle to career.

As a community, we identified six goals:

- Every child has a healthy start.
- Parents and significant adults are supported in their efforts to help their child succeed.
- Every child attains optimal physical and mental health and safety.
- Every child develops social and emotional skills for life effectiveness.
- Every child is prepared for academic and work success.
- The community plays an active role in the success of Bellevue's children.

This is our fourth community report. Its purpose is to check progress toward our goals by monitoring key outcomes for children and youth. It also helps us identify and build on the changes that enable systems to work better for kids.

Finding the right way for an individual or organization to engage and change takes creativity, dedication, and patience. Our community has agreed that convening around a shared agenda is the way for us to move forward.

Our children are worth the effort.



---

“Our city has a big heart and belief in the future, and Eastside Pathways is a significant part of that.”

– *Mayor John Stokes, City of Bellevue*

---

# How We Work

Eastside Pathways follows the [collective impact](#) model, a structured way for organizations to break out of silos and tackle complex challenges together.

Five conditions define this cross-sector alignment and impact:

- Common agenda
- Shared measurement systems
- Mutually reinforcing activities
- Continuous communication
- Backbone support organizations

Nationally, we are one of 65 community partnerships in the **StriveTogether network** following a similar collective impact model for children from cradle to career.

StriveTogether provides technical assistance and support, connections to a peer learning network, and ongoing professional development to further our effectiveness.

In 2014, Eastside Pathways became one of the first communities in the country to enter the “Sustaining” gateway of the StriveTogether [Theory of Action](#).

---

“There is tremendous talent within our community organizations. Through Eastside Pathways that strength is multiplied. Collectively, we determine where more support and emphasis is needed.”

– *Dr. Tim Mills, Superintendent, Bellevue School District*

---

## Organizational Structure

### **Collaboratives**

Work groups focused on collective efforts toward shared goals for children:

- School Readiness
- Summer and Extended Learning
- Attendance
- Transitions
- Career Pathways
- Mental Health and Wellbeing
- Community Engagement
- Business Engagement

### **Backbone Staff**

Responsible for organizational leadership, communications, convening, and data

### **Backbone Board**

Fiduciary body for the backbone staff

### **Partner Leadership Committee**

Decision-making body working on behalf of the partner organizations

### **Eastside Pathways Racial Equity Team**

Advisory body for the partnership on matters of racial equity

### **Data Council**

Advisory and decision-making body on issues of data and measurement

# Digging Into Data

Explore data through interactive Tableau dashboards

We believe in the power of data to inform the work our community undertakes.

This report marks a turning point in how we report on outcomes. The data shared here will provide a high-level view of our community's progress on key indicators of success. Greater detail and real-time data are available through our new Tableau dashboards on the Eastside Pathways website.

Rather than waiting for our annual report to share new data, this change allows the most current outcomes for children and youth to remain front and center in our work. It is yet another step toward smarter data use for our partnership and our community.

---

DATA ON OUR WEBSITE: CLICK BELOW

[BIRTH to THIRD GRADE](#)

[MIDDLE and HIGH SCHOOL](#)

[POSTSECONDARY](#)

[DISTRICT PROFILE](#)

---



# Our Kids: Our Future

Bellevue is growing both in numbers and diversity

Bellevue School District enrollment in October 2014 hit a record high at 19,463 students and was still growing. More than 100 languages are spoken in the district, and the majority of students are children of color.

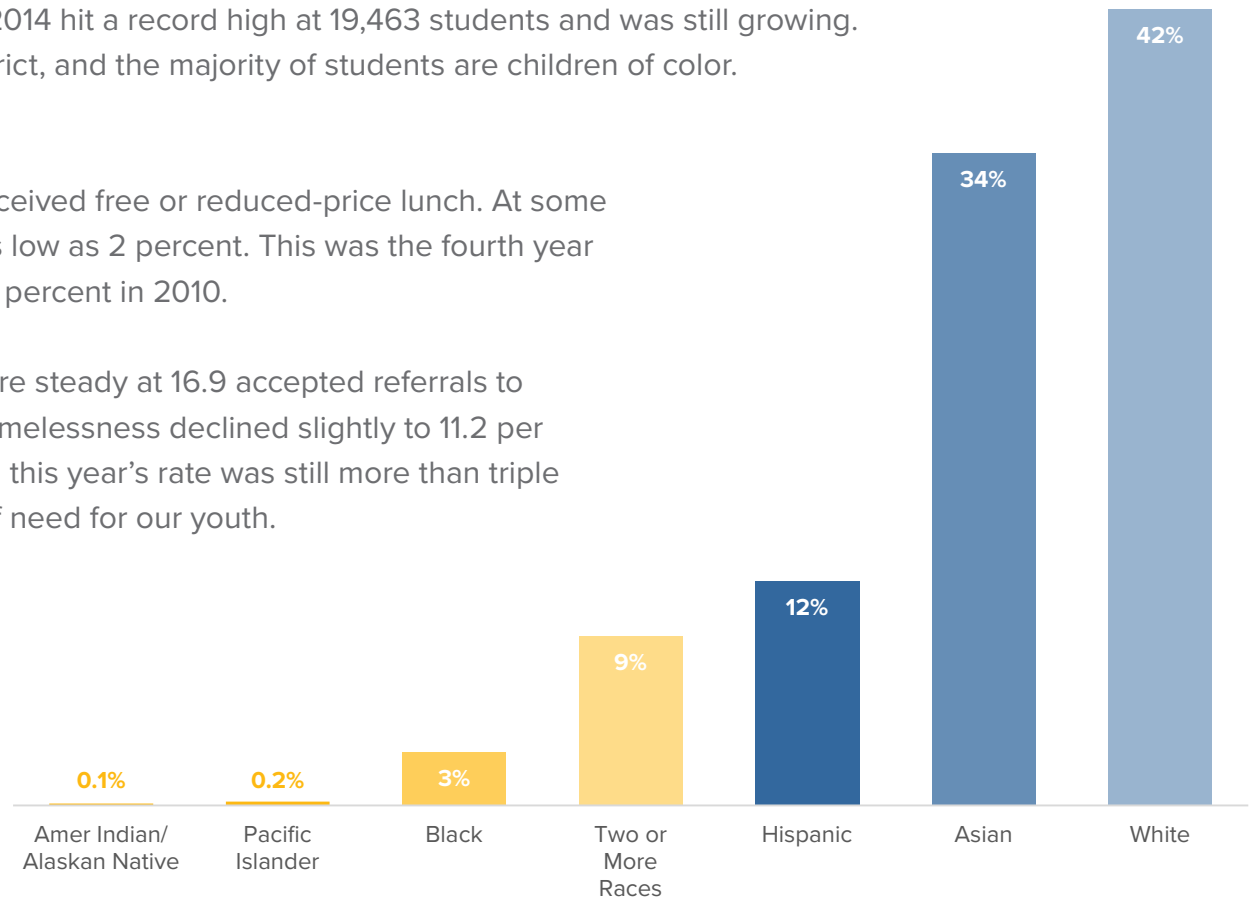
## Home Factors

In 2014-15, 18 percent of students in Bellevue received free or reduced-price lunch. At some schools the rate was as high as 63 percent or as low as 2 percent. This was the fourth year of declining districtwide rates since a high of 22 percent in 2010.

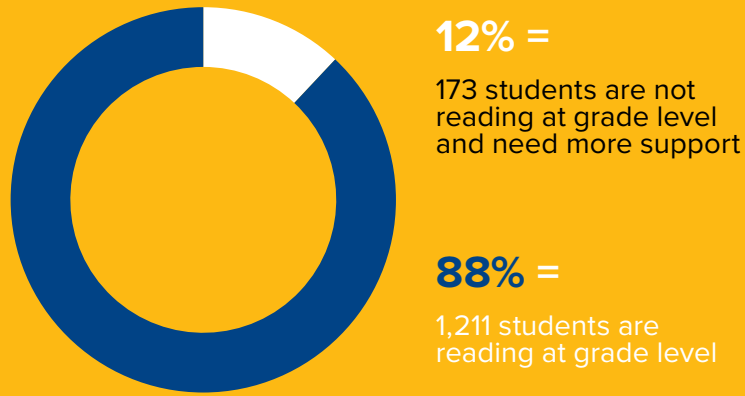
Rates of child abuse and neglect in Bellevue were steady at 16.9 accepted referrals to Child Protective Services per 1,000 children. Homelessness declined slightly to 11.2 per 1,000 students, or just over one percent, though this year's rate was still more than triple the 2008 rate and reflected a continuing area of need for our youth.

## Special Programs

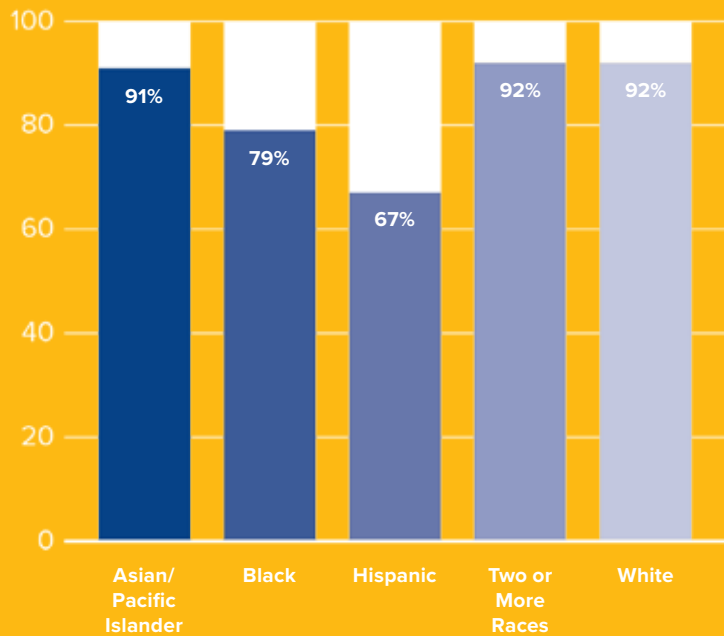
Districtwide, 9 percent of students were in Special Education, an increase from the previous year's unusually low 6.6 percent. The Transitional Bilingual population was steady at just over 10 percent.



### THIRD GRADE READING PROFICIENCY RATE (Figure 1)



### THIRD GRADE READING PROFICIENCY RATE: FOCUS ON RACIAL EQUITY (Figure 2)



# Every Child a Reader

Reading skills are the foundation of a child’s school success in all subjects. Third grade is often considered the key transition point where children shift from “learning to read” to “reading to learn.”

In our district, of the 173 students who aren’t reading proficiently in third grade, 59 percent are learning English and 24 percent are in Special Education. Half receive free or reduced-price lunch at school.

Strategies for improving reading rates include being ready for kindergarten and school, summertime learning, and attendance. Eastside Pathways is aligned with the national [Campaign for Grade-Level Reading](#), an initiative of the Annie E. Casey Foundation. This was our first area of collective work as a partnership.

Third grade reading scores have improved since the Campaign began in Bellevue, from around 83 percent in 2012 to the recent 88 percent rate in 2015. This reflects the coordinated efforts of many different organizations.

#### FIGURES 1 & 2

White portions represent students who are not reading at grade level based on the STAR assessment. STAR data do not include roughly a quarter of students in Special Education.



# School Readiness

The first few years of life are critical for future success

Our ***School Readiness Collaborative*** supports Bellevue families to ensure the healthy development of all children so they are ready to succeed in kindergarten.

The collaborative does this by:

- Supporting families and children from prenatal through kindergarten
- Expanding early learning opportunities in currently underserved communities
- Increasing family engagement opportunities
- Fostering connections across the early learning sector, as well as between the early learning and K-12 systems

Our collaborative continues to work with the school district and the state to find the most useful and appropriate data for evaluating the community's success in supporting our youngest learners.





---

“Participating in the School Readiness Collaborative motivated us to fund preschool slots for children who otherwise would not have had access.”

– *Cathy Habib, VP of Grantmaking,  
Bellevue Schools Foundation*

---

#### PARTNER ORGANIZATION HIGHLIGHT

## Bellevue Schools Foundation

In 2015, Foundation staff and trustees tried something new when revising their strategic plan: they looked at the Eastside Pathways goal areas and considered how to align funding to support the partnership’s agreed-upon priorities.

One change that resulted from this was the creation of 20 preschool scholarships for low-income children, a departure from the Foundation’s typical K-12 focus.

Expanding funding to younger children was a recognition of the importance of connecting the early learning and K-12 systems and giving more children the opportunity to start school on the right foot. The Foundation was able to raise supplemental funds and did not shift money away from existing programs.

We thank the Bellevue Schools Foundation for modeling what aligned funding can look like.

# Healthy, Supported Children

Caring for young children’s health and wellbeing is a community responsibility. We are tracking several indicators in this area and building a strategy to address the gaps that impact our youngest generation.

## Prenatal Care

Rates for adequate prenatal care have been declining for the past five years. Just 62 percent of children born in Bellevue—compared to 72 percent in King County overall—received early and adequate prenatal care between 2012 and 2014.

## Child Care

An increasing number of licensed child care providers are participating in our state’s Early Achievers quality rating and improvement system. Twelve providers in Bellevue had been rated at a Quality Level of Excellence as of June 2015, up from six the previous fall.

## Immunizations

Kindergarten immunization rates were up slightly in the 2014-15 school year. Nearly 87 percent of kindergartners had a complete set of immunizations. However, compliance varied widely by school. Within the Bellevue School District, kindergarten immunization rates ranged from 59 to 96 percent at different campuses.



## Grant Supports Early Learning

Thanks to an endowment from the Bill Henningsgaard Fund for Children, Eastside Pathways is able to award an annual grant of \$5,000 to help one of our partner organizations. This fund was created through private donations after the unexpected passing of our founder in 2013, to honor Bill's commitment to the children of Bellevue.



### PARTNER ORGANIZATION HIGHLIGHT

## Chinese Information and Service Center

In 2015, the Chinese Information and Service Center (CISC) used a grant from Eastside Pathways to launch a bilingual ***Kaleidoscope Play & Learn*** group for Spanish-speaking children in the Lake Hills neighborhood. CISC has run bilingual Play & Learn groups before in several languages throughout King County for years.

The idea for a Spanish bilingual group arose during discussions at the School Readiness collaborative around the lack of accessible, culturally relevant programming for Spanish-speaking children and families in Bellevue.

This is a great example of an organization staying true to its mission of work but making a small adjustment to address a gap in services.



# Learning Everywhere

Schools and community organizations partner for summer programs

A large portion of the achievement gap reflects differences in after-school and summer opportunities—and much like school readiness, out-of-school time is an area that no single organization “owns.” This makes the need for collective impact particularly acute.

Our Eastside Pathways group, the *Summer and Extended Learning Collaborative*, supports access to high-quality learning experiences for students outside of the traditional school day. In 2015, the result was a new blended model of summer school with

targeted support for struggling elementary school students. The school district and local organizations partnered to offer an integrated, full-day experience combining academics and enrichment. Participants in the collaborative helped the school district develop the Request for Proposals, including considering the details that would enable outside providers to participate.

Thanks in part to this blended model, as well as funding choices at the district level, Bellevue was able to increase summer school capacity from around 500 students to over 1,000.



# Attendance

## Sustained success from awareness campaign, now in its third year

Getting children to school on time is a community effort. The **Attendance Collaborative** launched a campaign in 2013 to support schools with promoting good attendance habits.

The “Right place, right time, ready to learn!” campaign targeted elementary school tardiness, with the City of Bellevue covering most of the printing costs for banners and posters as an in-kind contribution to the partnership. Over the first two years, average tardiness districtwide was reduced by 29 percent.

This collaborative has used data extensively to track progress and inform its strategy. With the tardiness campaign now well-established, the group is shifting focus to address students struggling with chronic attendance issues.



---

“A student was coming down the hall a few minutes before the bell. He’d had significant challenges with getting to school on time last year. I wanted to celebrate his on time arrival and started saying, ‘Welcome to School! I am so proud of you for being here on time.’

“He replied confidently, ‘**I know, I know. Right place, right time, and I’m ready to learn!**’ ”

– *Kindra Clayton, Assistant Principal, Newport Heights Elementary School*

---



## King County Housing Authority

Finding the right way to connect with a collective impact partnership can be challenging. The King County Housing Authority (KCHA) has identified several relevant connection points aligned with a core mission of their work: helping young people succeed in school and life.

With support from KCHA, the Boys & Girls Clubs of Bellevue runs Clubhouses onsite at three public housing communities to serve elementary school-aged youth by providing after-school and summer programming. The Eastside Pathways partnership provides opportunities for additional community partners to coordinate and leverage each agency's strengths to further support children and families in KCHA communities.

Staff members at KCHA serve as a Lead Partner for the Attendance and Transitions Collaboratives and participate in the School Readiness group. These areas align with the strategic priorities at their own organization. They also hold a seat on the Partner Leadership Committee.

Finally, as an innovative in-kind contribution, KCHA funds a professional facilitator for the Attendance collaborative.

Thank you for the deep commitment to our partnership!

# Transition Points

Students move through different schools and educational systems between early learning, elementary, middle, and high school, and college and career. As they continue on, their success in the next stage is influenced by the transition itself.

The **Transitions Collaborative** launched in 2015 to ensure adequate support for students through key transition points. This group is starting with a focus on two periods of transitions: from elementary to middle school, and from middle to high school. Partners identified these as the highest area of need in the community.



---

Students who are “on-track” with credits and course grades by the end of freshman year are nearly four times more likely to graduate from high school on time.

– *University of Chicago Consortium on Chicago School Research*

---



# High School Completion

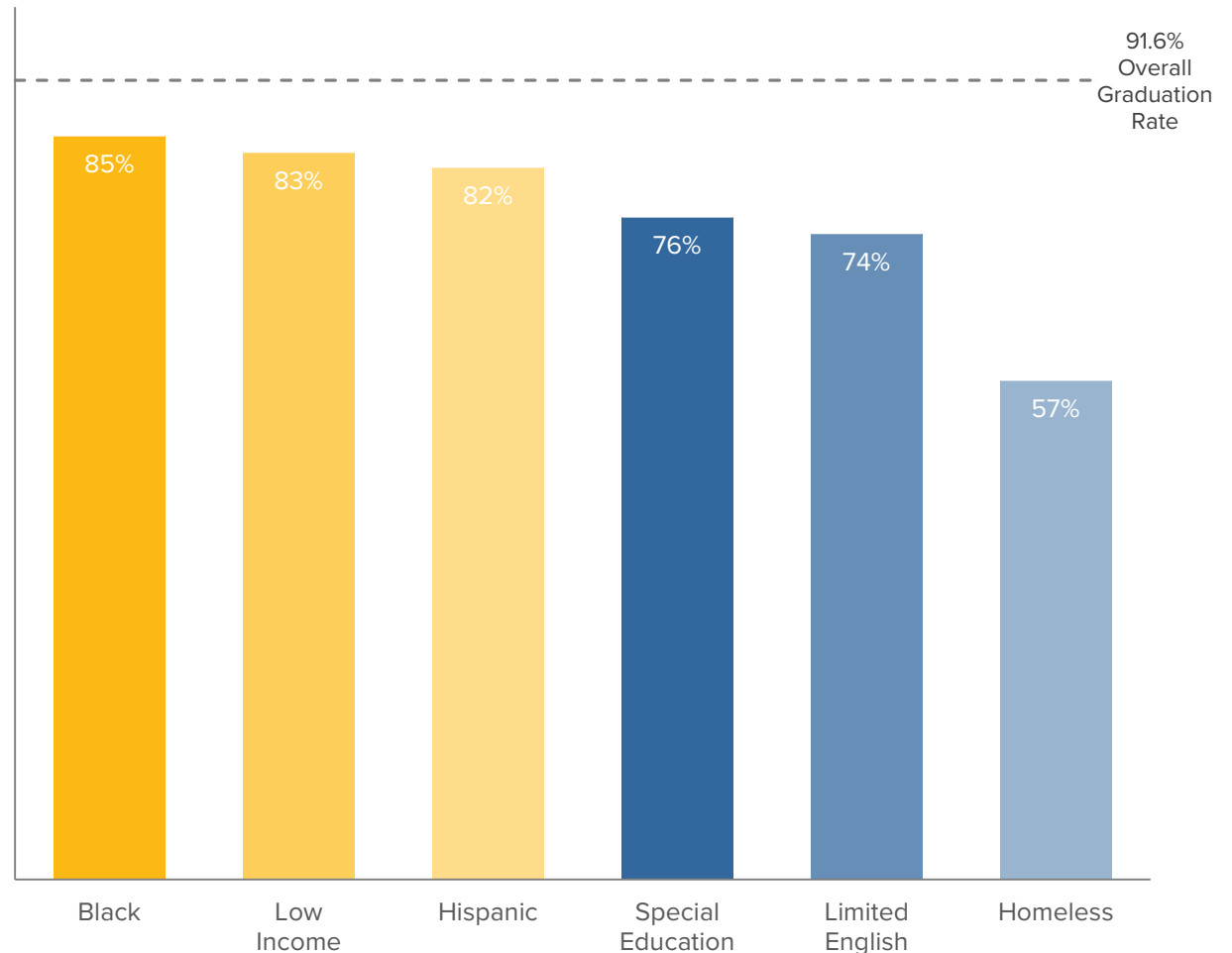
Nearly 1 in 10 students is not graduating on time

By 2020, 70 percent of jobs in Washington are expected to require a postsecondary credential, yet we have children in Bellevue who are not completing high school.

The four-year high school graduation rate for the class of 2014 was **91.6 percent**. This means **125 youth** did not attain this crucial credential on the usual timeline.

Disproportionately, the students who did not graduate were more likely to be Black or Hispanic, English Language Learners, low income, homeless, or in Special Education.

Efforts to address this inequity and to ensure that all students graduate are a great need for us. The lack of a high school certificate is a devastating reality for each and every one of these students individually. We can do better.





# Connecting to Career

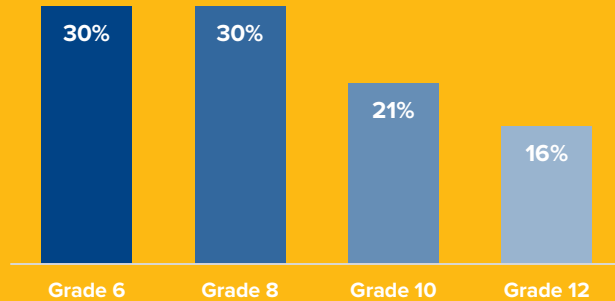
We want every young adult to have the opportunity to complete a postsecondary credential or training program and enter a career of their choice.

Our most recent data indicate that just under half of students graduated from college within five years of finishing high school: overall, **48 percent** of students had earned a **two-year or four-year degree**.

This overall attainment rate masks disparities which are among the starkest of any measure tracked by Eastside Pathways. The gap was largest for Latino students, only 19 percent of whom earned a college degree during the same window. College attainment rates also revealed a pronounced gender gap, with 41 percent of male students earning a credential compared to 56 percent of females.

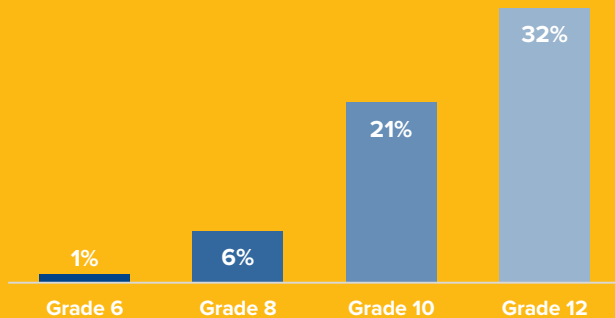
These numbers are insufficient to meet the needs of our state economy. Our **Career Pathways Collaborative** launched in 2015 to address issues of career readiness and success for young adults graduating from Bellevue schools.

## DAILY PHYSICAL ACTIVITY (Figure 1)



Percent of students who report being physically active 60 minutes per day, 7 days a week.

## RECENT ALCOHOL USE (Figure 2)



Percent of students who report having drunk a glass, can, or bottle of alcohol in the past 30 days.

# Health and Wellness

Our partnership exists to support the whole child, not solely their academic needs.

A work group launched in 2014 to explore the vast landscape of mental and physical health and social-emotional skills for children and youth of all ages. They agreed in early 2016 to narrow in on the community's most critical needs and proposed the creation of a **Mental Health and Wellbeing Collaborative**.

Currently, the partnership tracks students' self-reported levels of alcohol use and physical activity. Levels have been relatively stable over the last several years.

Measures of success in this area may change as the focus of the collaborative becomes more defined.

### FIGURES 1 & 2

Student participation for fall 2014 survey was 1,318 grade 6 students (89%), 1,225 grade 8 students (84%), 1,212 grade 10 students (78%), and 817 grade 12 students (53%).

# A Role for Everyone

Parents, families, and businesses actively shaping community work

## Community Engagement

Organizations often express a desire to build stronger relationships with parents and families of the youth they serve, but it can be difficult to know how.

To meet this need, Eastside Pathways offered a second “Community Café” orientation in 2015 to train parent leaders and partner staff on this powerful model for bringing people together.

Our collaborative group, **Community Engagement for Cultural Integration**, is focusing on how to support the parents and organizations running these Cafés and share their ideas with the broader partnership.

Ultimately, feedback from the community must be used to change programming, policies, and systems to better meet the needs of youth and families.

Ardmore Elementary has already started down this road. The campus Action Team for Partnership hosts Cafés and also offers “Parent University” sessions.

Feedback from the Cafés informs the content of the next Parent University and the School Improvement Plan in a continuous feedback loop that is responsive to real-time needs.

## Business Engagement

Another collaborative, the **Business Engagement Group**, is developing a strategy to involve local businesses in achieving the partnership’s goals.

This includes increasing awareness of Eastside Pathways among the business community and creating opportunities for action and connection with the partnership’s work.



---

30 Community Cafés hosted —  
over 60 people trained,  
representing 20 organizations

*Fall 2014 to Present*

---



---

# Justice for All

## Deepening our focus on achievement for each and every student

From the beginning, Eastside Pathways has been dedicated to the vision of a just, equitable future in which all of our children reach their potential.

But putting equity into practice is harder than committing to it in principle.

---

“Without Eastside Pathways, it is hard to imagine that racial equity would be such a focus of our organization’s work.”

— *Tom Brewer, Director of Community Relations, Jubilee REACH*

---

The partnership has taken steps toward prioritizing equity:

- We look at opportunity gaps (access) in tandem with achievement gaps (outcomes).
- We disaggregate data by race and ethnicity, language, income, and ability whenever possible.
- We convene the ***Eastside Pathways Racial Equity Team (EPRET)*** to maintain a dedicated focus on interrupting systemic racism that impacts youth and families.
- We direct funds to professional development such as the Pacific Educational Group “Courageous Conversations” training, which creates a common language and framework for the community to support all children and youth.

This is a start. As a community, we must do more.

In the coming years, the partnership must continue to expand what “equity” means to us and how far we are willing to go to achieve it.



## OUR PARTNERS

### Early Childhood/K-12 Education

Bellevue School District  
Bellevue Schools Foundation  
BKPlay Academy  
Child Care Resources  
Eastside Baby Corner  
FISHPOND Preschool  
KidsQuest Children's Museum  
Kindering

### Higher Education

Bellevue College  
College Success Foundation  
Lake Washington Institute of  
Technology  
University of Washington – Bothell  
Year Up Puget Sound

### Parent and Teacher Groups

Bellevue Education Association  
Bellevue PTSA Council  
Bellevue Special Needs PTA

### Civic/Government

Bellevue Youth Link  
City of Bellevue  
King County Housing Authority  
King County Library System  
Public Health - Seattle & King  
County (Eastgate Public Health)

### Health

Allegro Pediatrics  
HealthPoint  
International Community Health  
Services  
Overlake Hospital Medical Center  
Planned Parenthood of the Greater  
Northwest  
Prime Dental Group  
Seattle Children's Bellevue Clinic  
and Surgery Center  
Youth Eastside Services

### Nonprofit and Faith-Based

Alliance of People with disabilities  
Ashoka Seattle  
Backpack Meals  
Bellevue Family YMCA  
Bellevue LifeSpring  
Big Brothers Big Sisters of Puget  
Sound  
Boys & Girls Clubs of Bellevue  
Camp Kindness Counts  
Chinese Information and Service  
Center  
Eastside Heritage Center  
Eastside Latino Leadership Forum  
Eastside Legal Assistance Program  
English Language Learners Alliance  
Friends of Youth  
Girl Scouts of Western Washington  
Hopelink  
Imagine Housing  
India Association of Western  
Washington  
Jubilee REACH

Leadership Eastside  
League of Education Voters  
Olive Crest  
Pacific Science Center  
Rainier Athletes  
SOAR  
United Way of King County  
Westminster Chapel

### Business

Mainspring Wealth Advisors  
Parker, Smith & Feek

## CITATIONS

*BSD: Bellevue School District*

*OSPI: Office of Superintendent of Public Instruction*

### Page 6

**Demographics:** OSPI Report Card, 2014-15

**Child Abuse Referrals:** Washington State Dept. of Social and Health Services, “Profile on Risk and Protection for Substance Abuse Planning,” July 2015

**Homelessness:** BSD data request, 2014-15

### Page 7

**Prenatal Care:** Public Health - Seattle & King County data request, 2012-2014

**Child Care:** Child Care Resources data request, June 2015

**Immunizations:** Washington State Dept. of Health, “School Immunization Reports,” 2014-15

### Page 9

**STAR Scores:** BSD data request, 2014-15

### Page 13

**Attendance:** BSD data request and Eastside Pathways analysis, 2012-13 to 2014-15

### Page 15

**On-Track:** Allensworth & Easton, “The On-Track Indicator as a Predictor of High School Graduation,” June 2005

### Page 16

**Jobs:** Carnevale, Smith, & Strohl, “Recovery: Job Growth and Education Requirements through 2020,” June 2013

**Graduation:** OSPI Report Card, Class of 2014

### Page 17

**College:** The BERC Group, College Tracking Data Services, High School Class of 2007

### Page 18

**Activity and Alcohol:** Healthy Youth Survey, Fall 2014

# ACKNOWLEDGMENTS

## Design

Visual Theme: [Abigail Steinem](#)

Merrill Images: Cover, pages 5, 8, 9, 10

Lisa Bontje Photos: Pages 1, 2, 3, 11, 12, 14, 20, 21

## Backbone Staff and Volunteers

Project Leads: Kelly Jones and Mary Anne Dane

Support: Sujata Agrawal, Stephanie Cherrington, Chris Enslein, Cathy Habib, Lisa Hart, Beverly Jacobson, Betsy Johnson, Nahyeli Mendivil, Monika Steen, Susan Sullivan

## Data Requests

Bellevue School District: Naomi Calvo, Eva Collins, Glenn Hasslinger, Betty Takahashi

Child Care Resources: Kris Lowe

Public Health: Susan Kinney, Myduc Ta

## Dashboards

Our deepest gratitude to [StriveTogether](#), the [Tableau Foundation](#), and volunteer Cameron Ford for providing the software, technical assistance, and training opportunities that made our new Tableau dashboards possible.

## Draft Review

Thank you to the Eastside Pathways Partners, Board of Directors, Partner Leadership Committee, and Data Council for reviewing and improving this report.



PO Box 913  
Bellevue, WA 98004

[www.eastsidepathways.org](http://www.eastsidepathways.org)